

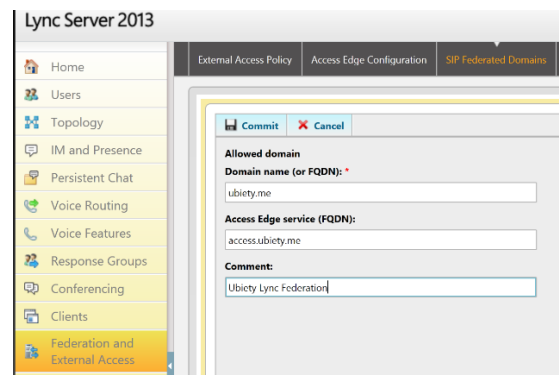
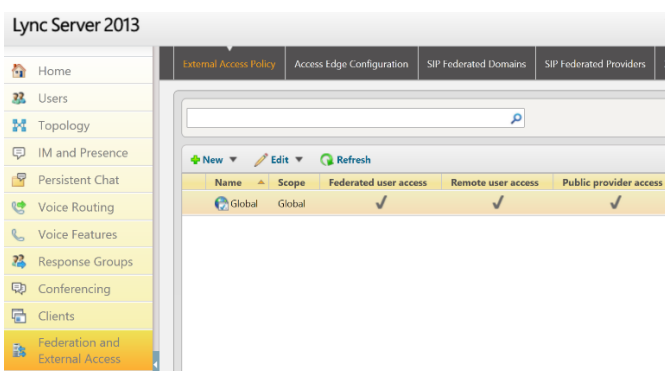


# Skype for Business (Lync) Federation Configuration

The following instructions can be used to whitelist Ubiety as a federated partner for your Lync environment. This is required to enable connection from Lync clients to the Ubiety platform.

## On-premise

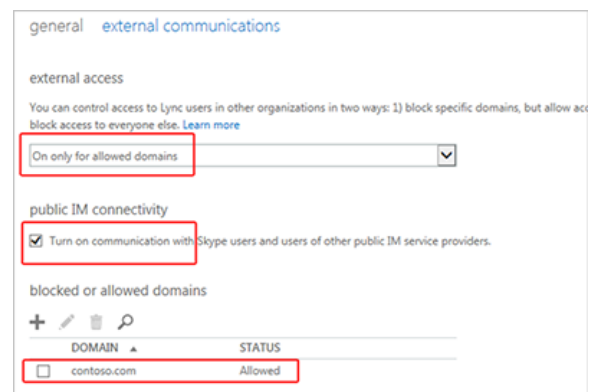
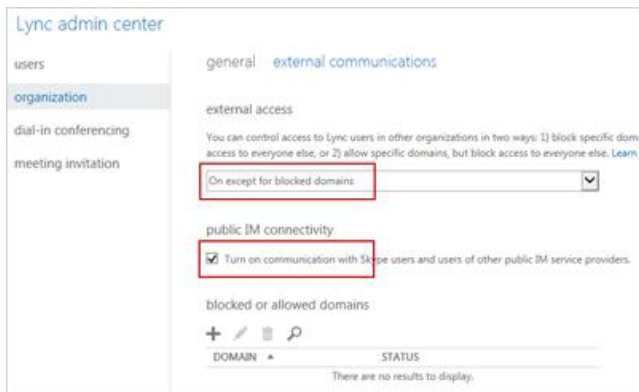
- 1. Pre-requisite:** Please ensure the Lync topology has federation enabled. See the following [Microsoft guide](#) on setting up Lync federation on the Lync edge server.
- 2. Pre-requisite:** Ubiety uses GoDaddy certificates for Lync interconnections. Please ensure you have the GoDaddy root and intermediate certificates loaded on your Lync FE and Edge servers (you can download from [here](#)). Please see [here](#) for instructions on how to add certificates using the Microsoft management console on your server:
  - GoDaddy Class 2 Certification Authority Root Certificate – **Trusted Root Certification Authority context.**
  - GoDaddy Secure Server Certificate (Intermediate Certificate) – **Intermediate Certification Authority context.**
  - Alternatively, you can use the certificate chain **GoDaddy Certificate Bundles - G2 With Cross to G1, includes Root** to import all the certificates.
3. Ensure that federation is enabled in the external access policy – enabled “Federated User Access”:
4. Lync Federation: Enable (whitelist) the Ubiety domain using the settings in the graphic below.  
**Domain name:** ubiety.me  
**Access edge service:** access.ubiety.me





## Skype for Business Online

1. Go to the **Office 365 admin center > Skype for Business > Organization > External communications.**
2. Set the desired option for federation – only allow specific domains (see [here](#) for more options).
3. Add the domain **ubiety.me** and allow access.



(Please note, it may take some time for settings to take effect: please allow up to one hour.)



## Skype for Business (Lync) Firewall Configuration

In order to effectively use all the functionality offered by Ubiety, certain network access requirements are needed for user devices (tablets, smartphones, laptops, etc), video (VTC) endpoints and Microsoft Lync Deployments. This is especially important for secured environments that have outbound traffic restriction policies on their networks.

**This guide assumes that all outbound IP has been allowed from the Lync environment to the internet for call setup and media traversal to enable calls both to and from Ubiety to your Lync environment. If there are specific outbound restrictions, the rules will need to be treated as bi-directional.**

## Lync 2010 & 2013 Federation Firewall Requirements

For Lync 2010 and Lync 2013 calls, the following firewall configuration is required in your environment.

Please refer to the Lync federation instructions if you are using domain whitelisting to allow federation to your environment.

Protocol	Source	Destination	Comments
<b>TLS/443</b>	208.43.236.160/29 159.8.240.16/28 168.1.81.168/29 169.56.130.160/27	Your Lync Edge	Access edge services
<b>UDP/3478</b>	(as above)	Your Lync Edge	RTP Media over MSTURN – Media exchange, Application sharing/desktop sharing using STUN for firewall traversal
<b>TLS/5061</b>	(as above)	Your Lync Edge	Federated and public IM connectivity using SIP
<b>TCP/443</b>	(as above)	Your Lync Edge	Audio/Video edge services
<b>TCP/50000-59999</b> <b>UDP/50000-59999</b>	(as above)	Your Lync Edge	RTP Media – Media exchange, Application sharing/desktop sharing.